

DATA ROOM

Statistics from the Indigenous Australians' Health Programme

The Department of Health, Disability and Ageing's Indigenous Australians' Health Programme (IAHP) funds high-quality health care for Aboriginal and Torres Strait Islander people.

It funds Indigenous-led, culturally appropriate initiatives to increase access to health care and improve the health of Aboriginal and Torres Strait Islander people. The Department funds Aboriginal and Torres Strait Islander community controlled health services and other health initiatives through the IAHP.

Services receiving funding from the IAHP recently submitted their Online Services Report (OSR) data for the 2024-2025 financial year. These are some insights from the OSR data.

1 OSR summary figures for FY 2024-25

>3.9 million

episodes of care were delivered nationally to >500,000 people



1,055,620

episodes of care were delivered to 153,389 clients in Queensland



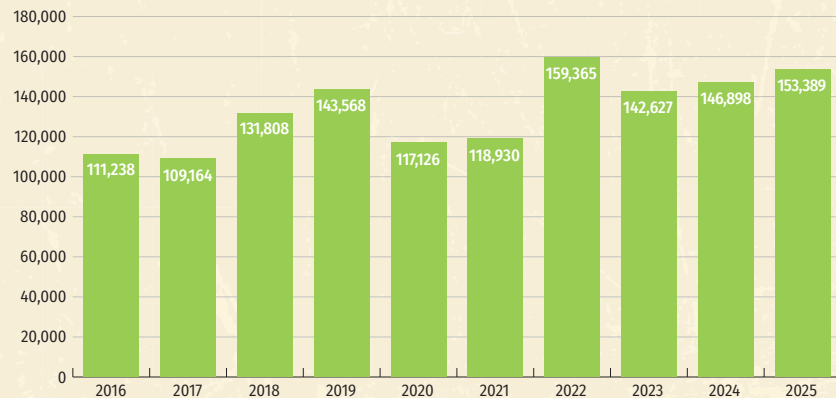
35 IAHP \$\$\$\$

(IAHP funded organisations) across 121 service sites in Queensland



2 Number of clients accessing IAHP-funded services in Queensland

Between 2016-2025, there has been a 37% increase in the number of clients accessing IAHP-funded services in Queensland. The total number of Queensland clients accessing IAHP funded services each year is shown in the below graph.



IAHP OSR

3 The workforce in Queensland is made up of:

2784

Full Time Equivalent (FTE) (paid and unpaid)



of this,

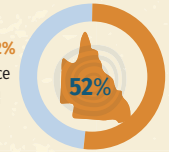
1461

are Indigenous FTE (paid and unpaid)



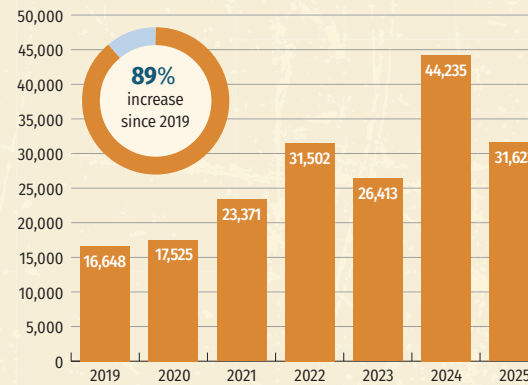
=

That means 52% of the workforce in Queensland is Indigenous



4 Number of client contacts completed by an Indigenous Health Practitioner

Since 2019, there has been an 89% increase in the number of client contacts completed by an Indigenous Health Practitioner. You can see the growth in client contacts in the graph below.



6 Clients transported

In FY2024-25,

35,478 clients

were transported to their health appointment by transport officers who worked for an IAHP-funded service provider



Data source and notes

- All data has been sourced from the Australian Government Health Data Portal 'Stakeholder nKPI and OSR report'.
- OSR report data is provided by all services funded by the Indigenous Australians' Health Programme.
- QAIHC can view the OSR reporting results from services that have consented to share data with QAIHC. Data shown only represents those services that shared data with QAIHC. Therefore, actual figures will be different.

5 The number of clinical FTE per 1,000 clients

The number of clinical FTE per 1,000 clients has remained relatively stable since 2019. In FY2024-2025, there were 8.8 clinical FTE per 1000 clients (see graph below).

